

Cool Wirral Places of Worship - Travel survey 2023

99

Responses

09:14

Average time to complete

Active

Status

1. What is the name of your place of worship / organisation

99

Responses

Latest Responses

"St Luke's "





"WK URC"

"West Kirby URC"

36 respondents (36%) answered **West** for this question.

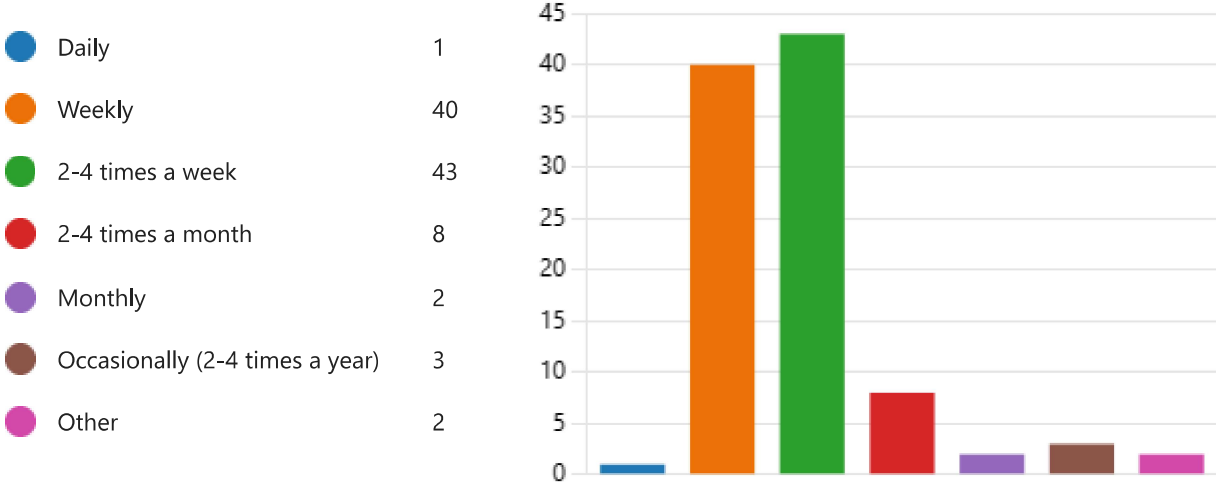


2. Why do you go to this place


	Prayer & Worship	79
	Non - worship activities such as ...	27
	To attend an activity such as tu...	25
	Other	15




3. How often do you travel to the place of worship?



4. How far do you live from your place of worship

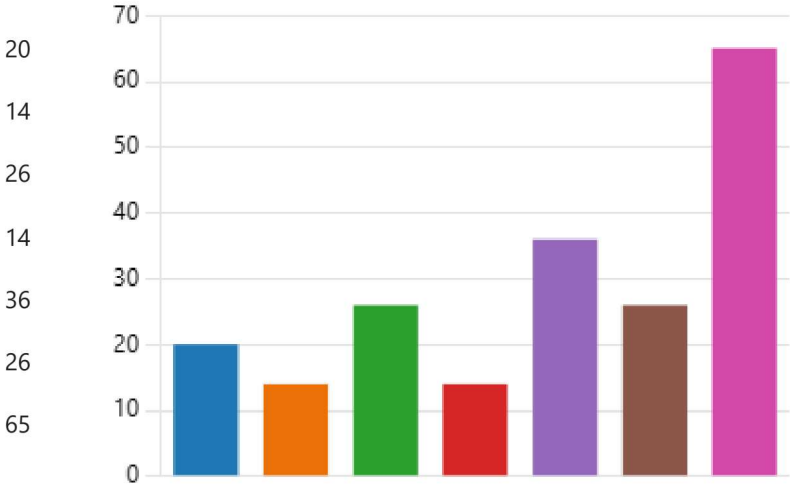


5. What time of day do you usually visit



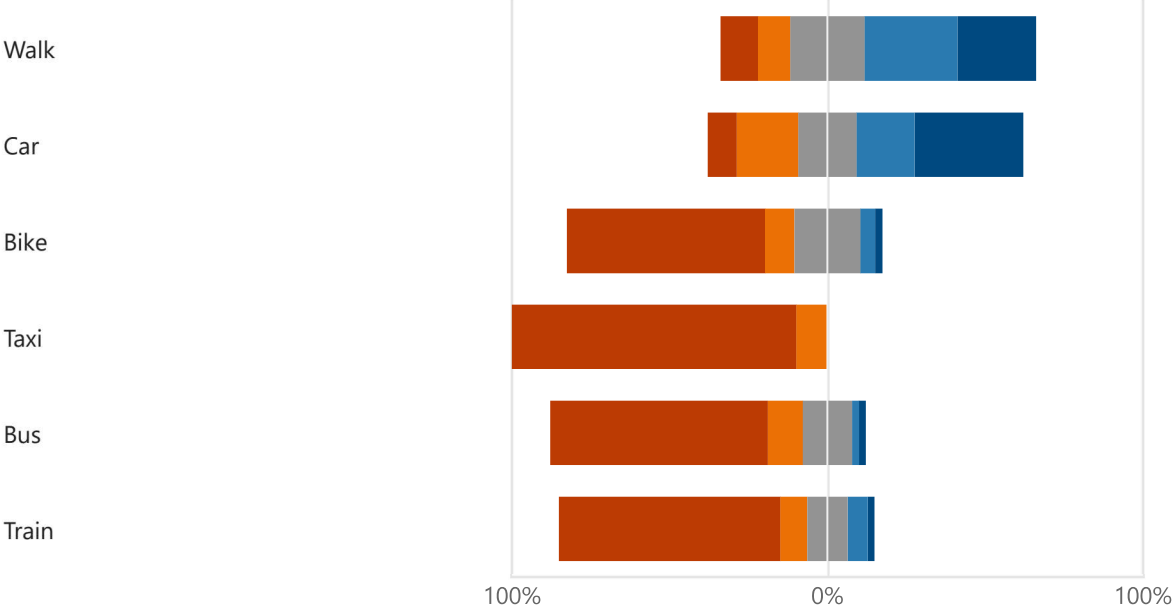
6. Which days do you visit

- Monday
- Tuesday
- Wednesday
- Thursday
- Friday
- Saturday
- Sunday



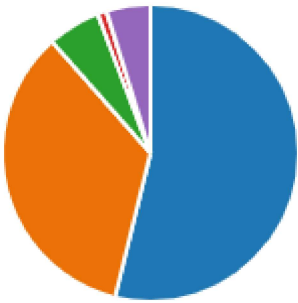
7. How would you travel to this venue

- Never
- Rarely
- Sometimes
- Often
- Always



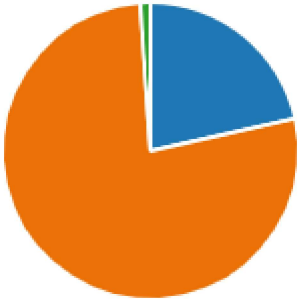
8. Who do you usually travel with? (most of your journeys)

● By myself	56
● With family	36
● With friends	6
● With lift share	1
● Other	5



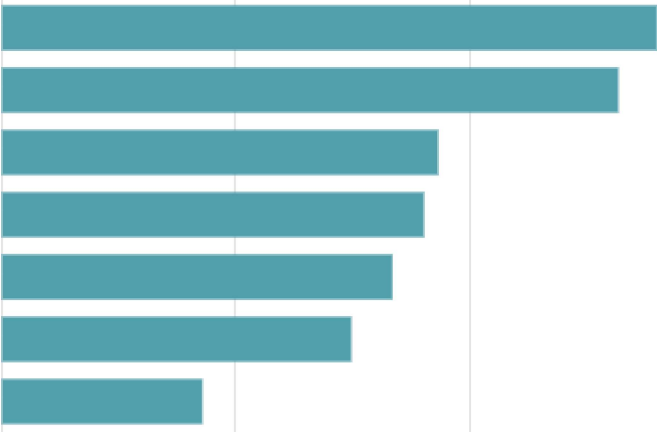
9. Do you, or someone you travel with have any access, mobility and/or sensory needs.

● Yes	20
● No	72
● Other	1



10. What influences the way your travel to this venue (use the arrows to move the answers to the right order, The most important one being at the top)

- 1 Time
- 2 Convenience
- 3 Cost
- 4 Availability of transport
- 5 Weather
- 6 Transporting heavy/bulky items
- 7 Other



11. Can you tell us why that influences you

79
Responses

Latest Responses

"No idea!"

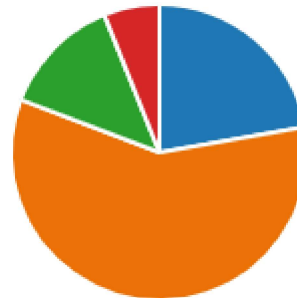
"Practicality"

19 respondents (24%) answered **walk** for this question.



12. Would you use public transport to get to your place of worship?

● Yes	22
● No	58
● Maybe	13
● Other	6

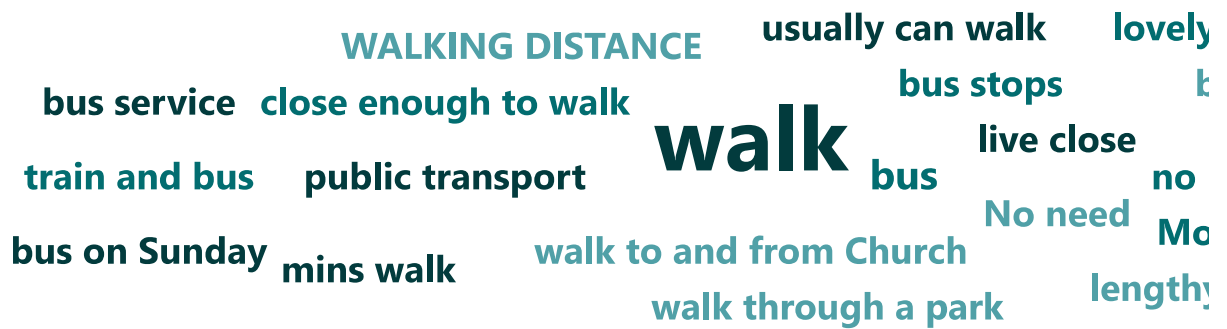


13. Can you tell us why?

71
Responses

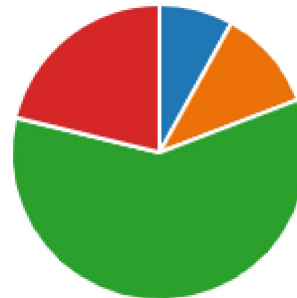
Latest Responses
"No public transport "
"Not necessary"

17 respondents (24%) answered **walk** for this question.



14. Would you be interested in using a lift share scheme

● Already do	8
● Yes	11
● No	59
● Maybe	21



15. Can you tell us why?

63
Responses

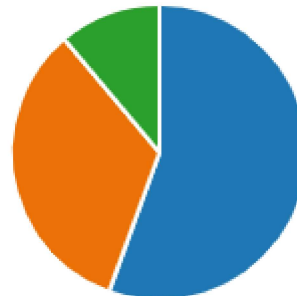
Latest Responses
"Saves petrol"

8 respondents (13%) answered **walk** for this question.



16. Would you use a bike or walk

● Yes	55
● No	33
● Maybe	11

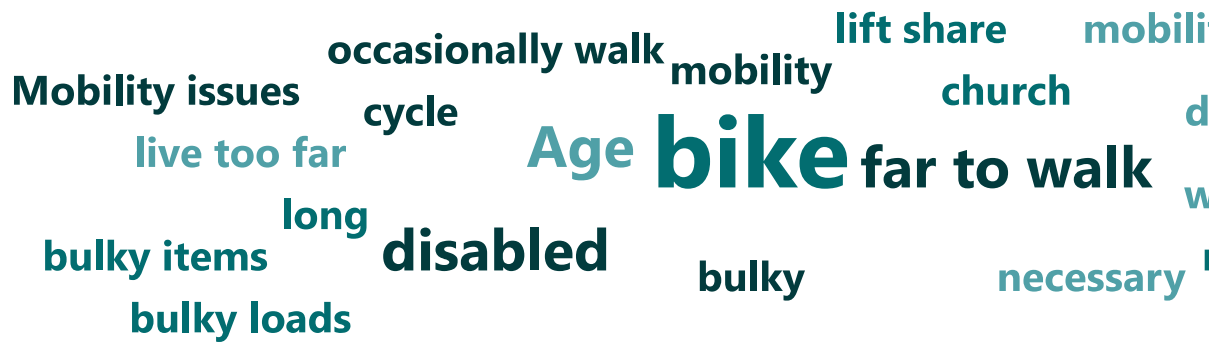


17. Can you tell us why?

39
Responses

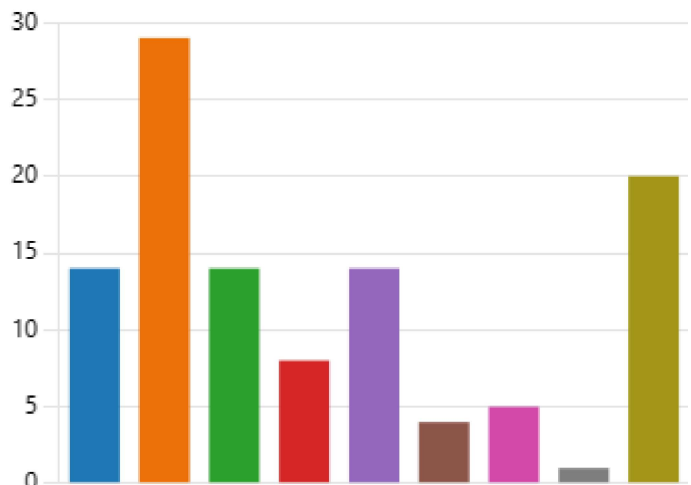
Latest Responses
"Saves petrol"

5 respondents (13%) answered **bike** for this question.



18. In an ideal world what would you like Wirral to put in place to make it easier to get to your place of worship

- Lift share scheme 14
- Better public transport links 29
- Bike storage 14
- Electric Car charging points near... 8
- Accessible parking bays 14
- Electric Scooter Hire Scheme 4
- Mobility scooter aces/charging... 5
- Accessible Taxis 1
- Other 20



19. Can you tell us what you would like Wirral to put in place

66
Responses

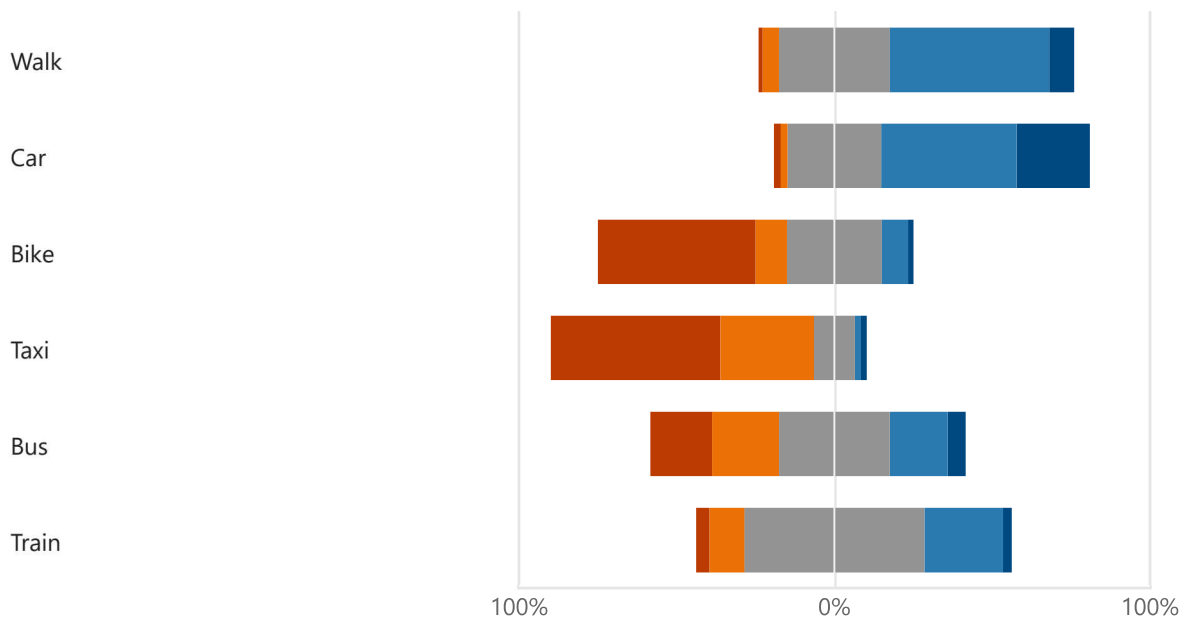
Latest Responses
"All above"
"Car free zones through towns"

15 respondents (23%) answered **Better** for this question.



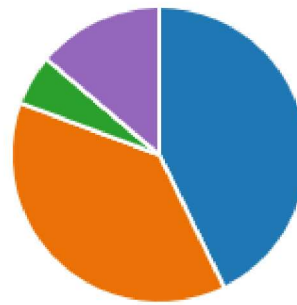
20. How do you travel around the Wirral

Never Rarely Sometimes Often Always



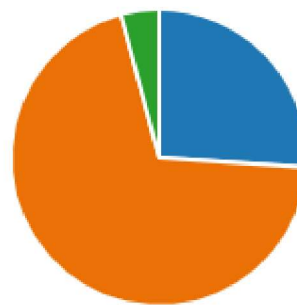
21. Who do you usually travel with

By myself	62
With family	55
With friends	8
With lift share	0
Other	20



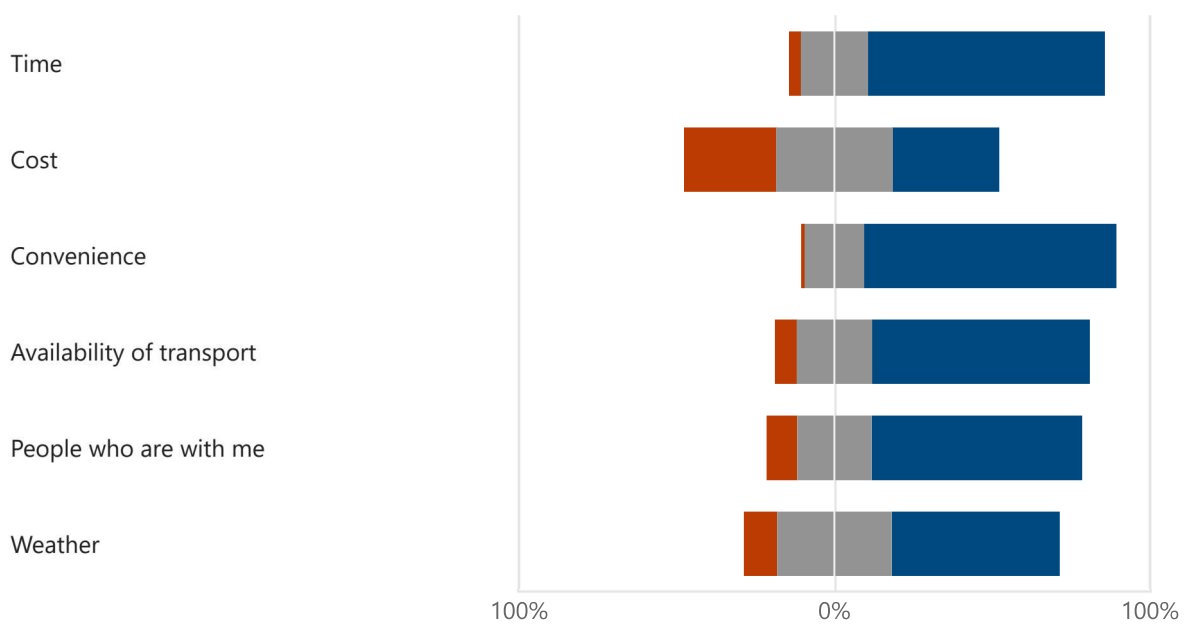
22. Do you or anyone you travel with have any mobility/sensory needs

Yes	25
No	67
Other	4



23. What influences the way you travel

Not at all A little Yes



24. Is there anything else that influences your travel decisions?

55
Responses

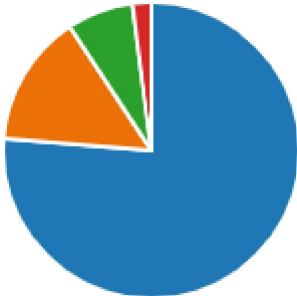
Latest Responses
"No"

5 respondents (9%) answered **public transport** for this question.



25. Would you use public transport to get around

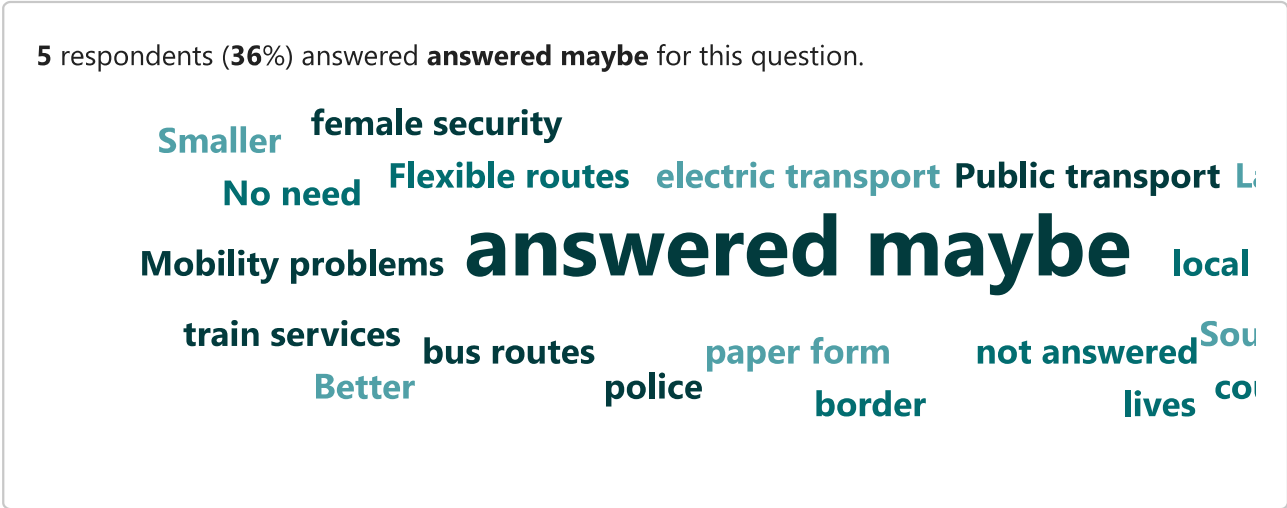
● Yes	74
● No	14
● Maybe	7
● Other	2



26. If no, why not

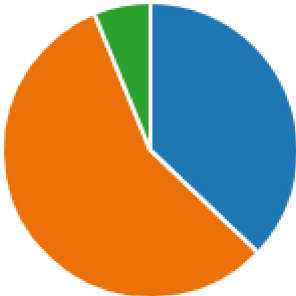
14
Responses

Latest Responses



27. Would you use a lift share scheme to get around?

● Yes	36
● No	55
● Maybe	6

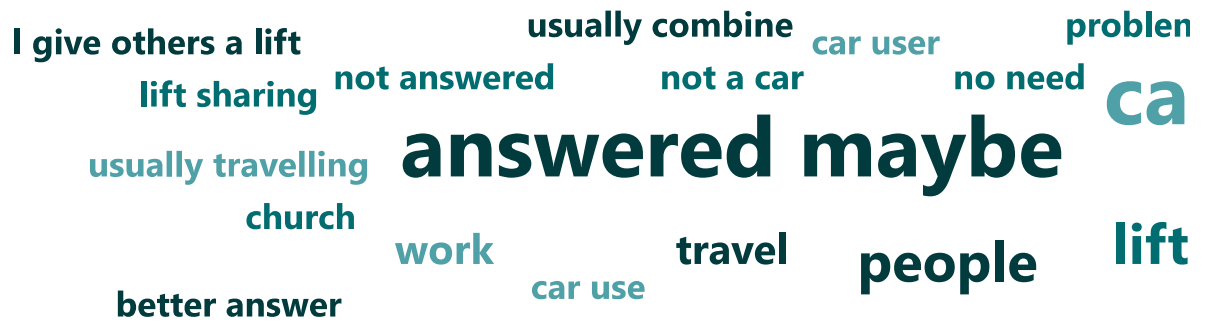


28. If no, why not

43
Responses

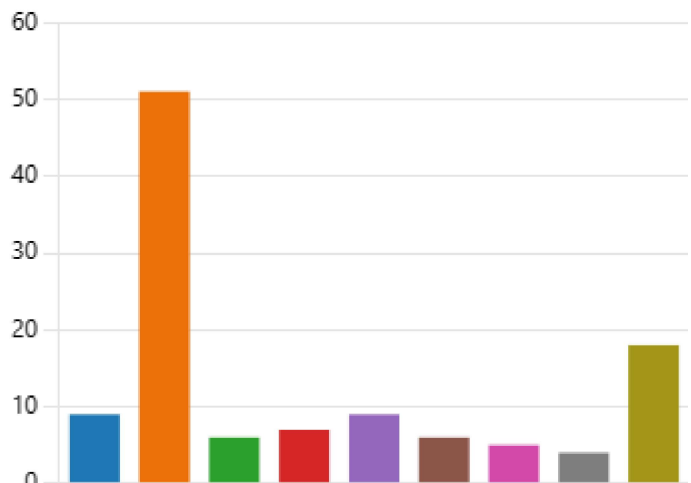
Latest Responses
"Not convenient"

6 respondents (14%) answered **answered maybe** for this question.



29. In an ideal world what would you like Wirral to put in place to make it easier to get around

● Lift share scheme	9
● Better public transport links	51
● Bike storage	6
● Electric Car charging points near...	7
● Accessible parking bays	9
● Electric Scooter Hire Scheme	6
● Mobility scooter aces/charging...	5
● Accessible Taxis	4
● Other	18

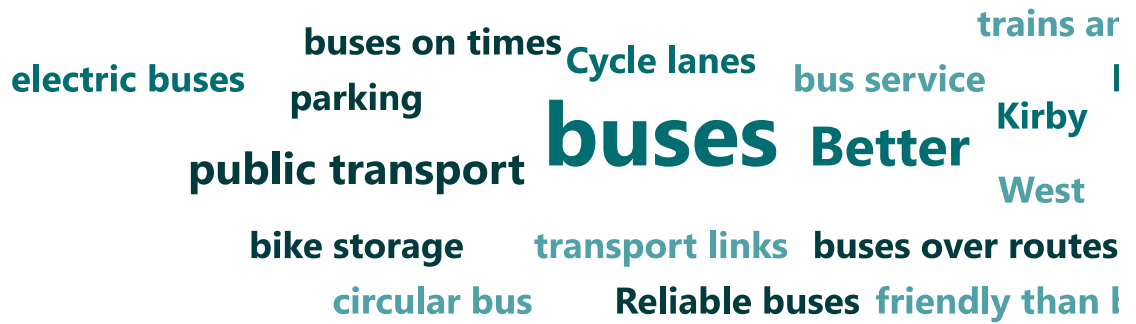


30. Can you tell us what you would like Wirral to put in place or improve

57
Responses

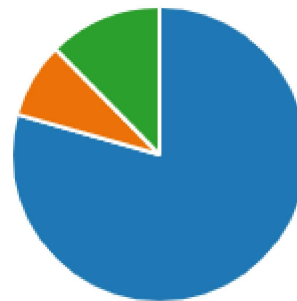
Latest Responses
"Transport routes"
"Good in WK - less so elsewhere"

16 respondents (28%) answered **buses** for this question.



31. I am happy to give you details

● Yes	77
● No	8
● Other	12



32. Can we have the first half of your postcode e.g. CH41

88
Responses

Latest Responses

"CH47"

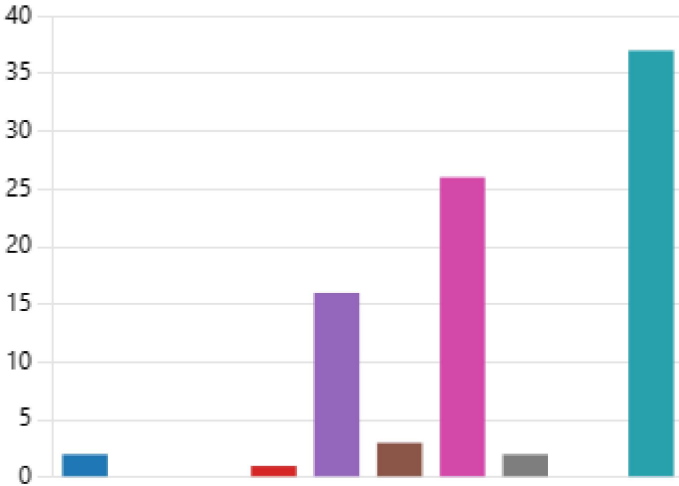
"CH48"

27 respondents (31%) answered CH45 for this question.



33. How old are you

- Prefer not to say 2
- Under 11 years 0
- 11-18 years 0
- 19-24 years 1
- 25-44 years 16
- 45-64 years 3
- 65-74 years 26
- 75-84 years 2
- Over 85 0
- Other 37



34. Do you have a disability or impairment

● Prefer not to say	5
● Mental Health	3
● Mobility Needs	9
● Hidden disability/impairments	7
● ASD/ADHD	0
● Physical impairment	8
● Sensory Impairment	4
● Learning difficulties	0
● Other	28

